



Free Download




[Apache Webdav Max File Size](#)





Repository

Directory on File System: 
Subversion repository root on the server. This is the fully qualified path to the Subversion repository directory, **Not** the URL that clients use to connect.


Manage Password File:

Password File: 

Username: 

Password: 


Settings in Apache


DAV Location: 

Multiple SVN Repositories:
 Yes. SVNParentPath is used in the apache location directive
 No. SVNPath is used in the apache location directive

Root Names:

Empty list





Free Download



Google translation wrote:WEB-DAV for shared remote access World Wide Web documents using the Apache2.. Apr 3, 2013 - The 128 0 MB do not relate at all to the PHP configuration (max Upload file size 96 MB).. When i try to mount a networkdrive in the windows explorer (mount networkdrive), either using or, the 'drive' isnt found.

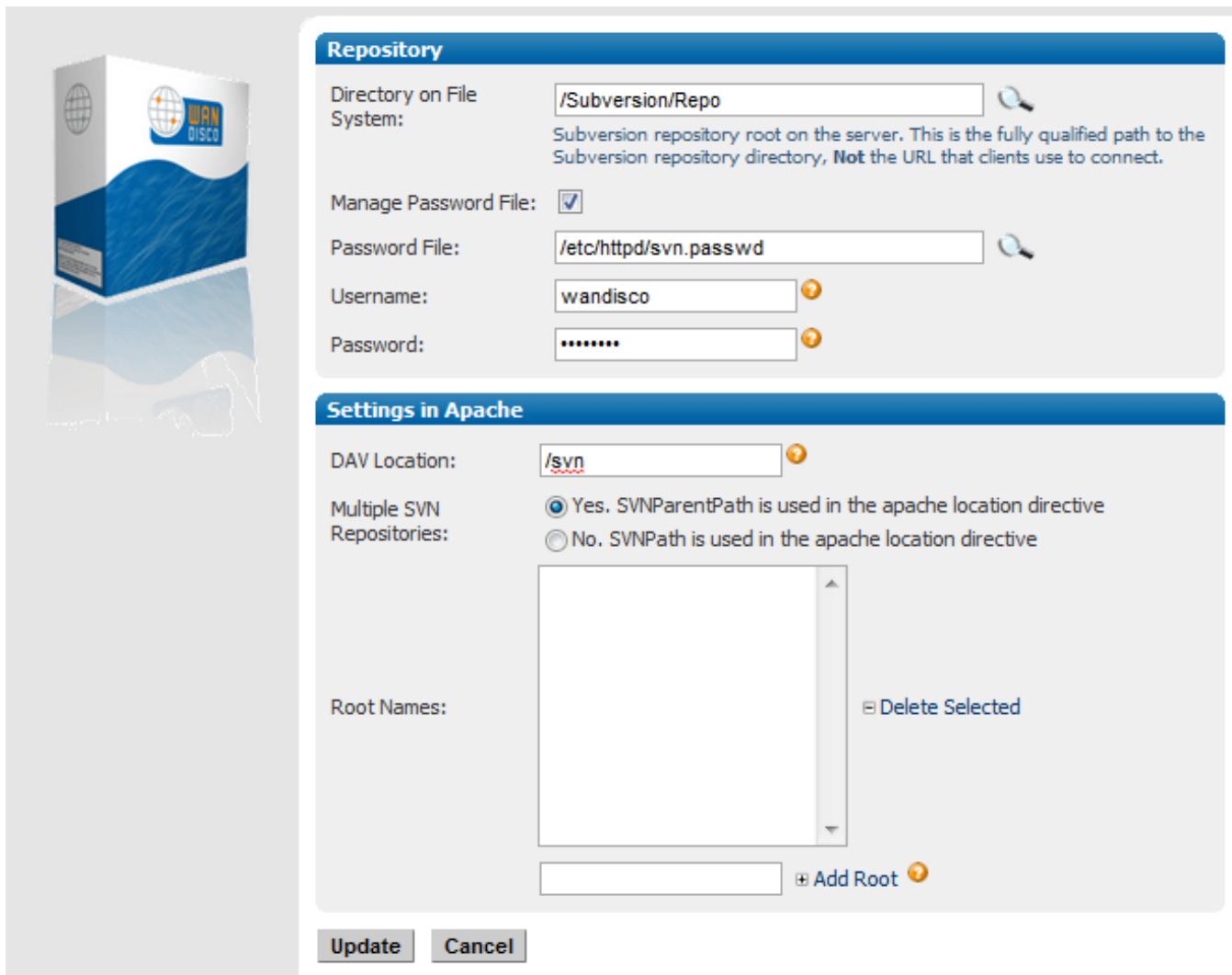
[1. apache webdav file size limit](#)

Tip, change the x: to a drive letter of your choice You can check the results in My Computer and My Network Places.. We did this in the portal via System administration --> system configuration --> Knowledge Management --> Protocols --> WebDav --> Max WebDAV request size: 15728640 bytes.. Another simple way is to do it in Internet Explorer: Click on File>Open>Tick the box 'Open as a web folder' >add >add your default user/pass from my previous post or the webdav readme file.. Since it's hosted I cannot play with the PHP ini file Naruto shippuden ultimate ninja storm 3 save data.. so Include 'conf/extra/httpd-dav conf' what am i doing wrong?Dear Experts, we set up what we thought to be a restriction of the file size allowed for upload.

apache webdav file size limit

apache webdav file size limit, apache webdav max file size [Download Fb Leads Extractor Keygen Generator](#)

Here is a link that may help with NetDrive configuration: Good luck and please let us know back if you are successful creating your WebDav drive.. The modules mod_dav so and mod_dav_fs so are enabled URL: User: wampp Password: xampp E-mail address in DreamWeaver specify or indicate.. Port 81 will remain free until it is being used by WebDav in it's normal remote operation and is not used by WebDav to listen continuously like a web server, MySQL, email or an FTP daemon. [Free Nlt Bible For Mac](#)



[Pes 9 Patch 2012 Download](#)

[Chubold my clones](#)

You can check the results in My Computer and My Network Places You can create a shortcut on your desktop for quick easy access.. Local Directory: /xampp/webdav/So use and it should return the test index html file - of course Apache should be running before testing WebDav. [Глз По Английскому Языку 7 Класса Михеева Электронная версия](#)

[Hp Officejet Pro 8500 A910 Mac Driver Download](#)

Try and follow these instructions by typing cmd exe in start>run To get a command console in XP - just tested and the simple instructions work just fine.. so LoadModule dav_fs_module modules/mod_dav_fs so LoadModule dav_lock_module modules/mod_dav_lock.. Posts: 3344 Joined: 25 April 2006 17:06 Patfee wrote:it seems like an windows7 problem, as with my 'server', running XP, i can copy any size from a networkdrive.. Thanks patrick Posts: 8 Joined: 15 January 2010 22:59 Patrick, what Windows OS are you using? Creating a WebDav network drive directly in Windows Explorer did not work for me either but both the methods below worked just fine.. Remember that Apache and MySQL have to be running Yet another method is to download, it's free and you can set up through this nifty utility - I did not test this method. b0d43de27c [Satin Doll Score Pdf](#)

b0d43de27c

[Blank Dd214 Fillable](#)